



# CHEESE BITS

**W3CCX**  
CLUB MEMORIAL CALL

ARRL  
Affiliated  
Club



Volume LX

January 2019

Number 1

## PREZ SEZ:

Happy New Year!  
I hope everyone enjoyed the  
Holidays and had an  
opportunity to visit with family  
and friends.

A couple of us fellow Hams and  
wives get together for dinner at a local restaurant  
between Christmas and New years. This was  
followed up with desert at someone's house where  
we get a chance to remember the good times and  
friends of the past year.

The Packrats had a busy 2018 including the addition  
of 3 additional beacons thanks to the work of  
WA2OMY, WA3YUE, WB2ONA and K3TUF and  
others.

There are new challenges this year including what to  
do with our ailing 222 repeater. The Packrat Board  
has asked N3EXA, WN3A, W2SJ and K3JJZ to look  
in to a replacement or an upgrade. I encourage our  
members to think about how a repeater should fit  
into our current needs as a club **and let the  
committee know your opinion.** One of the things  
being investigated is a more centralized site to give  
better coverage. While we are talking about a  
repeater I want to thank everyone who entered the  
Bridgecom raffle for a complete repeater system.  
Well, we didn't win but we gave it a good try. I got a  
lot of email from Packrats saying they entered. Great  
effort guys!

The December meeting, our Holiday Social was a  
great success with 42 members and 7 guests  
attending. Again, if you have suggestions for making  
this annual event even better please speak to one of  
the BOD members about your ideas.

The January meeting, on the 17th, is only 2 days  
prior to the contest. Our Contest Chair Mike, N2DEQ  
has done a great job of getting a lot of material down  
in writing and posted to the Packrat web site.

You must **sign in** to read this material which  
includes info on the Packrat Finder, the new SLACK  
Chat Room, the latest FT 8 info, N1MM and much  
much more! All this information is under the TAB  
"Contest Info". Our Web Master Bill WS3O can help  
you if your having trouble signing in.

Don't forget you will need the latest version of FT8 to  
work anyone in the January contest.  
Mike has scheduled several of our previous top  
January scorers to speak at the next meeting on  
what works for them.

Ben WA3RLT will also speak briefly on how just one  
additional Packrat can have a significant effect on  
the overall Packrat score. The contest is January  
19th and 20th.

The Contest wrap up meeting is the following  
Saturday at the QTH of George, KA3WXV. Meeting  
starts at 10:00 AM.

The February general meeting is the annual Crying  
Towel session. What could go wrong in a contest?  
(We'll find out).

The March meeting is Home Brew and test  
equipment night. Be ready to talk about your latest  
project even if it wasn't the success you had hoped  
for. Many of us learn more from our failures then our  
successes!

Gary and Michael will supply the test equipment  
bench so be sure to bring that LNA or other piece of  
equipment that needs to be checked out.

Pack Rats **CHEESE BITS** is a monthly publication of the  
**Mt. AIRY VHF RADIO CLUB, INC.** -Abington, PA.

We operate on a .PDF exchange basis with other non-commercial publications. Anything that is printed in CHEESE BITS may be reprinted in a not for profit publication, unless stated otherwise, provided proper credit is given. Deadline for articles and swap-shop is the monthly meeting date. Non-commercial swap-shop items free of charge.

**Pack Rat Web Site:** <http://www.packratvhf.com>

**SUBSCRIPTION/ADVERTISING MANAGER:**

Bob Fischer, W2SJ 23 Morning Glory Circle, Mullica Hill, NJ 08062  
(609) 440-2916 bobw2sj@gmail.com

**EDITOR:**

Lenny Wintfeld W2BVH 709 Lincoln Av., Cranford NJ 07016  
(908)-272-0559 lennyw@comcast.net

**CLUB TREASURER:**

Dave Mascaro, W3KM 1603 Mink Road Ottsville, PA 18942  
(215)-795-2648 w3km@verizon.net

**TRUSTEE OF CLUB CALL - W3CCX**

Mike Gullo WB2RVX  
(609)-743-6643 MGullo3@comcast.net

**PACKRAT 222 MHz REPEATER - W3CCX/R**

222.98/224.58 MHz (PL 136.5) Hilltown, PA

**OFFICERS 2017-2018**

PRESIDENT KA3WXV George Altemus ka3wxv@yahoo.com  
VICE PRES: W3GAD Doc Whitticar docw@verizon.net  
CORR. SEC: WA3EHD Jim Antonacci jjantonacci@verizon.net  
REC SEC: KB1JEY Michael Davis kb1jey@arrl.net  
TREAS: W3KM Dave Mascaro w3km@verizon.net

**DIRECTORS:**

K3JJZ Elliott Weisman (2019) k3jjz@aol.com  
K0BAK Pete Kobak (2019) rxr978-vhf@yahoo.com  
WA3GFZ Paul Sokoloff (2020) dogfaces@comcast.net  
N2DEQ Mike Andrayo (2020) andraym2@comcast.net  
Honorary Director K3TUF Phil Theis phil@k3tuf.com

**COMMITTEE CHAIRMEN**

January Contest Mike N2DEQ andraym2@comcast.net  
June Contest: George KA3WXV ka3wxv@yahoo.com  
June Contest Technical Chair Phil K3TUF phil@k3tuf.com  
VHF Conference: CoChairs  
Rick K1DS rick1ds@hotmail.com  
Phil K3TUF phil@k3tuf.com  
Awards Chairman Joe WA3SRU wa3sru@verizon.net  
Quartermaster: Bert K3IUV bsoltoff@comcast.net  
Membership Chairmen: Rick K1DS rick1ds@hotmail.com  
Griff NE3I signalnaut@aol.com  
Michael KB1JEY kb1jey@arrl.net

**PACKRAT BEACONS - W3CCX/B**

FM29jw Philadelphia, PA  
50.080 144.300 222.062 432.290 903.072 1296.264 **2304.043**  
3456.200 **5760.195** 10,368.034 MHz (as of 1/17, red = off the air)

**MONDAY / TUESDAY NIGHT NETS**

**VHF/UHF Monday:**

<u>TIME</u>	<u>FREQUENCY</u>	<u>NET CONTROL</u>
7:00 PM	224.58R MHz	WR3P FN20kb Ralph
7:30 PM	50.145 MHz	N3RG FM29ki Ray
8:00 PM	144.150 MHz	K3GNC FN20ja Jerome
8:30 PM	222.125 MHz	KB1JEY FN20je Michael
9:00 PM	432.110 MHz	WB2RVX FM29mt Mike

**Microwave Tuesday:**

7:30 Coordinate QSO's on 144.260 for all Microwave bands you'd like to work. Also setup Q's at [w4dex.com/uhfqso](http://w4dex.com/uhfqso) or **Packrat Chat Page W3SZ.COM**

Visit the Mt Airy VHF Radio Club at: [www.packratvhf.com](http://www.packratvhf.com) or [www.w3ccx.com](http://www.w3ccx.com)

April is ARRL night and awards.

The VHF Super Conference in Virginia is April 26, 27 and 28th. Be sure to sign up via the web site and call and reserve you hotel room.

May's general meeting is the same week as Dayton but our VP Doc, W3GAD has arranged for several Packrat shack tours.

Mark your calendar for the June contest at Camelback. June 7-10 . The 7th is setup and the 10th is tear down. Additional help is always appreciated those two days.

Phil K3TUF and his technical team for 6, 2, 222 and 432 have been integrating our new high power amps into our stations. This year also marks the addition of Halo antennas for these bands. This should help improve our ability to work the close in stations.

Ed WA3DRC and Paul WA3GFZ have been improving the micros including adding better antennas to the 903 station.

Last but not least, you will be contacted by our Election Committee soon. Please consider running for a position on the BOD. This is your chance to help set the direction the Packrats will take in the next few years. Remember you can attend a BOD meeting from the comfort of you QTH if is difficult to attend meetings in person.


Bottom line, have some fun, learn more.  
Build something

**73, George KA3WXV**





# December Meeting / Social Pictures



Good fellowship and free food makes for a great meeting!


















# ADVENTURES OF THE LAST CRANKY HAM

Part 2

By Michael Davis KB1JEY

In the December 2018 issue of Cheese Bits, the first part of the *Adventures of the Last Cranky Ham* was published. The first part article ended with KB1JEY's newly purchased Milwaukee Hole Hawg right-angle drill being sent back to the factory for repair. About two weeks later, the repaired Hole Hawg was delivered to KB1JEY. Under warranty, the electronics assembly (the trigger switch) was replaced due to "intermittent performance". The rotor assembly (motor) was replaced because it was burnt and melted. While some inquiring readers might ask how a "factory reconditioned" Hole Hawg could be in this condition, there was no charge for this \$200 repair or the return shipping. And that'd all I know.

The next issue was that the nylon locking nut holding the handle to the winch had become worn during the first round of testing. I took Joe WA3SRU's advice and headed over to Fastenal. I bought some harder Grade 8 nuts with the same thread as the original nylon locking nut (which was probably about Grade 2). However, when I returned home, the nut would not thread on the stud! Fortunately, I had previously bought a tap and die set at Harbor Freight Tools when it was on sale. I ran a die over the

winch axle stud a couple of times as shown in the following picture. The replacement nut then threaded smoothly on to the stud. I bought some split lock washers to use in case the nut ever works loose.

During my initial testing, I quickly realized that I could not lower down the tower with the Hole Hawg from the crank side because the nut would spin off. While I was waiting for the repaired Hole Hawg to return from Milwaukee, I realized that there was an identical nut on



the other side of the winch, threaded to tighten as the tower was lowered. The only thing I would need for the Hole Hawg to reach the other side of the winch was an additional socket extension and universal joint. A trip to Harbor Freight Tools allowed me to acquire the additional required items at a good price.

So what were the results? The Hole Hawg would raise the tower about half-way before the "clutch" kicked in. I checked the required torque with the beam torque wrench when the tower was partly raised and found that required torque had reached about 14-15 ft/lbs. During a test while EI K3JJZ watched, EI



noticed that it stopped as the wire rope had wound up to the side of the winch spool. I wound the spool a couple more turns and put the Hole Hawg on the winch again. I was able to wind the winch about half of the remaining distance to the top. Why would the Hole Hawg stop at that point? Maybe my 30-year old beam torque wrench is not properly calibrated and the instantaneous torque needed is actually higher. Maybe my particular Hole Hawg tops out before 18.5 ft/lbs, which is the factory-specified maximum torque. Maybe the Hole Hawg overheats during the raising of the tower, which takes longer than drilling a hole. Given that I was looking for **assistance, not replacement** of hand cranking the winch, my need has been substantially met.



The Last Cranky Ham?

Cranking the tower down with Hole Hawg is amazing. It would take me about five minutes to do this by hand. With the Hole Hawg, the tower can be cranked down in 20 seconds! One advantage when cranking down the tower is that it is easier to see when to stop. All you have to do is watch the middle section approach the welded stops in the bottom section and then stop.

So is KB1JEY the last cranky ham? A bit of hand-cranking remains but using the Hole Hawg for assistance makes raising and lowering the tower much easier and faster. There is no need to run a 120 VAC or 12 VDC supply to a fixed motorized winch. There is no need to protect a winch motor from the elements. Nor is there a need incorporate limit switches to stop the winch automatically at the end of travel. Other hams can consider their needs and budget to figure out whether this solution could work for them. With the reconditioned Milwaukee Hole Hawg, my out-of-pocket cost for it along with sockets, replacement nuts, and

impact sockets was about \$400-\$450. A permanently installed 12 VDC motorized winch may cost less. Given my experience with “factory reconditioned” electric tools, If I were to undertake this effort again, I might have spent a bit more for a brand-new Milwaukee Hole Hawg.




# FLORIDA AND FT8

The big announcement that the newest version of WSJT-X 2.0 was to be launched on December 10<sup>th</sup> made an impression on me. It meant that I needed to be prepared for the January ARRL VHF Sweepstakes contest with adequate experience using the latest program. I have two laptops with me here, and downloading to each was the easy part. My Windows 7 laptop has been a tried and true performer with WSJT9 on EME and the previous version of WSJT-X works well on HF when I connect it to the Rigblaster NOMIC. The Windows 10 laptop has only 1 combined mike/headphone jack and is not compatible with the NOMIC separate stereo plugs. I read the installation guide and proceeded to hook everything together and test it out. This is where Murphy (not Bill!) met me. The rig and the computer would not play together, even when I went back and tried the earlier WSJT programs. Something was amiss between the computer input/output jack and the TS2000 ACC2 jack. The first thought that I had was that the NOMIC had gone bad, or that its cable was somehow broken, or perhaps the ACC2 jack on the TS2000 was problematic. With limited test equipment here, I first tested the continuity of the cables with a Harbor Freight VOM that I got from the Mario table. I needed to borrow a 9v battery from one of our remote lamp switches to get the meter working. The cable seemed to be OK, but of course there's always potential for trouble where things plug into other things.

Before getting myself into more trouble, I did the best thing—called upon fellow Packrats for advice. Bill AA2UK was my go-to guy for FT8, Russ K2TXB is the TS2000 expert, and Roger W3SZ is my radio guru. Thanks to all of them for their great advice on addressing the potential problem. I do have a pair of powered computer speakers and one test was to take audio out of the computer from the digital program—yup, plenty of tones there. Next was to use a jumper to get audio from the external speaker jack of the TS2000 into the computer mike jack. Yup, I could now see appropriate traces on the waterfall. Following that, I tested the PTT of the NOMIC with the proper settings of the new WSJT-X v2.0 program and it worked. The only thing left was left was the ACC2 port on the rig. I opened a spare 13 pin plug and placed it into the jack and checked for audio coming out. Then tried PTT by grounding the PTT pin, and those were working fine. Now for the AHA moment. When I tried earlier to insert the cable from the NOMIC into the jack, it wasn't fully seated. A simple push on the connector seated it properly and all the connections were happy and I was in business again. I was reminded of the talk my dad had with me when I was age 13 and a budding ham. He explained why there were male plugs PL259s and female jacks SO239s.

Now for the proof of the pudding. I set up my 16' fiberglass military mast with a 6m OMNI antenna atop and tuned to 50.313MHz to see what I could work using FT8. Nothing there despite calling CQ on and off several times. Just to be sure things were working, I tuned to 14.074 and was able to copy several stations calling CQ and in QSO. Since the 6m antenna couldn't be tuned to transmit on 20m, I quickly cut a couple of 16'4" wires, attached them to an SO239 and replaced the 6m antenna with an inverted V for 20m. Success—I worked 14 stations from Venezuela to Canada to Alaska in a 2 hour stint, using about 50 watts. Now it's time to pull the plug, disassemble the antenna and put everything away until next time, which hopefully will be the 2019 ARRL VHF SS. If there's some Es, we may find you on FT8, or even better on Phone or CW. I just called Leon N1XKT, my harmonic, to send me one of my Kenwood microphones. I hadn't really anticipated the need for it, but now I know it will come in handy. **73, Rick, K1DS EL96vm**







# 432 MHz Mystery Amplifier

Here is the 432 amp I got from Joe K1JT. It is a single 8874 in grounded grid with a half wave plate line. As received, the internal blower shaft was frozen up and then very noisy once I got it spinning. I mounted a new blower on the rear panel and ducted it into the tube with some Home Depot plumbing parts. It seems to work fine, getting over 400W out with 20W of drive (around 13 dbG). It is from G. R. Stephen Co. of East Hartford CT "VHF Linear Amplifier Model 1A-432." This one is serial number 16. I tried to find some information on the net about it but turned up nothing. In talking Pete K1PXE he told me these were made by Steve K1FO in the 70s and are a proto Lunar Link product. He was a little hazy on who G. R. Stephen is, he thought maybe the guy who supplied the parts to Steve. The interior construction is pretty "hammy" but seems to work well enough. It's certainly lasted this long.



With the mods I made to the cooling the air is blown in the same path as the original. The blower however is on the back panel instead of inside the cabinet. The blower pressurizes the plate line cabinet and a teflon chimney goes from the top of the tube to the upper cover. The air enters under the plate line and goes vertically up through the tube plate fins and out. The 8874 socket is not an air socket like the more common 4CX250. The 8874 is rated at 550W out and I did run it briefly up to that level with no problem. It seems comfortable at 400W. The acoustic noise level is much better with the replacement blower. The old one was just totally shot. Next project for 432 is a preamp for RX as the FT-847 is pretty deaf at 432. Maybe OK when running 50W but not 400.

**73, Dave W2KV**





## EME at DK1KW

Werner [wkraus\(x\)wkraus.de](mailto:wkraus(x)wkraus.de) reports on his small station 70 cm EME during the ARRL EME Contest

“ I was curious to see how many contacts I could make on 432 with a single 13 el EF7013 yagi with a power of about 700 W. Pre-contest I worked HB9Q as a warm up, and then managed to work ZS4TX for my first African QSO. During the Oct contest weekend, I QSO'd using JT65C NC1I, DL7APV, DF3RU, HB9Q, K2UYH, LZ1DX, DK3WG, UT5DL, G4RGK, UA3PTW and DL5FN, and on CW DL9KR. I was proud of my first QSOs with 8-yagi stations.

Then, I read MX0CNS' report about his results with a 17 el yagi. I decided to build one as well, and got a great design from YU7EF. With this new antenna **mounted on the handrail of my balcony**, I worked in Nov. OH2DG, SM7THS, EM5EME, PA2V, VE6TA, ZS4TX, JA6AHB, PE1ITR, VK4CDI, ES5PC and PA0BAT. **Some of these stations I couldn't even hear** during Oct leg. Now I had QSOs with 4-yagi stations. I had much fun during the contest end with a score of 23x16, nearly WAC, some new countries and initials, and a new ODX.



DK1KW's new 17 el yagi, mounted on balcony, turned and elevated by hand, directed with the help of iPhone apps in case of cloudy sky. During ARRL Contest DL7APV and HB9Q offer strong, beaconlike signals and spotting of my CQ calls on liveCQ.

# K2UYH

## Happy Holidays!



73, all - K2UYH & Sal

### K2UYH EME Contest Report

There is so much I could write on the EME contest but I'm overloaded at work. Here is a quick summary. Conditions and activity were great. I ended on 432 with 62x27 and 1296 84x37... Not my best but not bad either. George NU2E came over to help operate for a few hours on both weekends. I am afraid Paul, W2HRO's score was down because of the rain that occurred both weekends. It makes his VSWR sky noise.

### September VHF Contest Reprt is Available

Just in time to ring in the New Year, the 2018 September VHF Contest Results have posted to the ARRL Web.

A static URL can be accessed at <https://contests.arrl.org/ContestResults/2018/Sep-VHF-2018-FinalFullResults.pdf> and at the usual results page <http://www.arrl.org/contest-results-articles> (2018) scroll down.

73, and Happy New Year to all!

Bart Jahnke, W9JJ  
Contest Branch Manager  
ARRL



Packrat applicant AI, W9KXI can do a whole contest exchange with just the license plates on his two cars! Hoping you'll be a member by next meeting, AI.



I would like to thank the Rochester VHF Group for the plaque I received as the Atlantic Division Winner in the Single Op, 3-Band category of the ARRL June 2018 VHF Contest. It was a very pleasant surprise to find it in my mailbox. Even though I entered in the 3-band category, I only made QSOs on 6 and 2m. I almost tripled my score from last year, and this plaque proves that the investments and improvements I made were worth it. This plaque is a great encouragement to do even better next time. Again, many thanks to the Rochester VHF Group for sponsoring this plaque! --Alex KR1ST



Earlier this year, I published a series on my web site about "Spatial Interference Filtering Techniques". The purpose of this information is to show hams and shortwave listeners some different ways to reduce interference and improve reception.

Spatial Interference Filtering, or beamforming, has traditionally been accomplished with analog components and phased antennas. Today, software defined radios can do beamforming and diversity reception digitally. This is accomplished with a dual-channel coherent SDR. By manipulating the phase and amplitude of IQ data, beamforming is easily achieved with two antennas. It's a great approach for diversity reception and interference cancellation. PowerSDR and Linrad both support these techniques.

These articles are located at <http://play.fallows.ca/wp/series/spatial-interference-filtering-techniques/>

73 John Fallows VE6EY  
Calgary, Alberta


[Nice thing is one of the antennas can be very simple since its job is to provide noise that's synchronous with the main antenna signal. I'm certainly not an expert, but it passes the smell test (to me at least), and is interesting and exciting. --**W2BVH**]

"The Building of a New EME QTH and Questions about Designing and Installing a Parabolic Dish" Is a paper by MATEJ OK1TEH. Presented as a PowerPoint file it can be downloaded from [http://www.ok2kkw.com/next/atp18/ok1teh\\_atp2018\\_eng.ppt](http://www.ok2kkw.com/next/atp18/ok1teh_atp2018_eng.ppt)

Hi Lenny...

I'm ready for the January contest. 6 through 903... If you want to use the picture in Cheese Bits it's OK

de **George WB3IGR**



**NCJ: The May-June 2019 issue will feature VHF/UHF/microwave contesting.**

If you wish to submit an article, 550 words per page, please send it to Scott, [k0md@arrl.net](mailto:k0md@arrl.net) before Mar. 10, 2019.

We have a great deal of technical and VHF/UHF/microwave contesting skill, so hopefully someone will step forward. I wrote a one-pager on VHF contesting about 12 years ago. A submission of a talk given at our conference, converted to a short article, would most likely be accepted for publication.

73, **John K3MD**

NCJ Contributing Editor



W3UU - Harrisburg Radio Amateurs' Club – WinterFest



**JANUARY 12<sup>th</sup> 2019**  
**(Saturday)**



# WINTERFEST

**“A Harrisburg Pa. Hamfest”**

**Vietnam Veterans of America**

**8000 Derry Street**

**Harrisburg, PA 17101**

**8:00 am to 11:00 am**

**TALK-IN 146.76 (PL 100 hz)**

- ◆ Admission, \$3.00 per person.
- ◆ First table free. Additional tables \$3.00 each!
- ◆ Food and drinks available
- ◆ DXCC/WAS/VUCC QSL Card checking on site
- ◆ Amateur radio testing at 9:00 am
- ◆ Please, be courteous to your fellow hams by using reasonable table space. If you can use ½ table, please do so. (based on demand)

No reserved table space

Unloading can be done at the main doors, and then move vehicle to the parking area



**General Admission: 8:00 AM**

**Web Site: [www.w3uu.org](http://www.w3uu.org)**

**SNOW DATE January 19**

**For further information or questions contact:**

**Terry Snyder**

**717-979-9515**

**Wb3BKN1@Gmail.com**



## Some Worthwhile You Tube Channels

For those who have not heard of YouTube, it is a repository of submitted videos sent in by anyone who thinks someone might be interested in seeing their video. The videos are accessed through a web browser (at [www.youtube.com](http://www.youtube.com)) or through a downloadable app. The user interface is a bit quirky and it takes some fooling around before you get the hang of it. Most videos are 5 minutes to an hour long and "production values" are often VERY rough. Many videos are shot without any script at all. There's lots of junk there but also some very useful channels (sets of videos by a single contributor). You can optionally "subscribe" to a channel and be informed when that channel has new videos submitted.

Here are two channels that I've found interesting and helpful. W2AEW has a channel with hundreds of tutorials on all aspects of electronics, ham radio, instrumentation, measurements, design and debugging. Just go to YouTube and in the search edit box type in W2AEW and you'll get a listing of his videos.

Similarly you can type in W0QE to find videos by Larry Benko. He specializes in WinSmith tutorials. If you're interested in SWR measurement and prediction, impedance matching, rf transformers, transmission line transformers, baluns, toroid winding and similar topics this is a good place to go. To get started try typing in "W0QE Easy fun swr demonstration #53" and see what you think.

--W2BVH

## Second VHF / UHF Super-Conference Call For Papers

Presentations or papers are welcome on VHF, UHF, microwaves, and higher. All aspects welcome, technical and non-technical - operating, contesting, homebrewing, roving, software, EME, surplus, antennas, test equipment, amplifiers, SDR, 47 GHz superregen, whatever. Your winter project might be a good candidate - take some pictures.

N2CEI and W1GHZ will be coordinating the proceedings book and CD.

Submissions and questions to:

[conferencepapers@downeastmicrowave.com](mailto:conferencepapers@downeastmicrowave.com)

Thanks,

**Robin Midgett K4IDC**

## GPIO Labs

GPIO Labs, a Canadian supplier of small VHF/UHF/ Microwave modules (mmic amplifiers, mixers, frequency doublers, filters, etc). has a storefront on eBay at [https://www.ebay.ca/str/GPIO-Labs?\\_trksid=p2047675.l2563](https://www.ebay.ca/str/GPIO-Labs?_trksid=p2047675.l2563). I've got one of their frequency doubler boards and I'm happy with the performance. Worth a look. --W2BVH  
[Tnx to Rick K1DS for the URL and suggestion ]

## Upgrade to WSJT-X V2.0 NOW

Everyone using WSJT-X should upgrade to v2.0 ASAP after December 10. Certainly by January 1, 2019. The protocols in use for the January VHF Sweepstakes (also the January RTTY Roundup) will be those in WSJT-X 2.0. This is for good reason. Many of the changes in v2.0 are the result of requests by the VHF Contesting community. In v2.0 all messages will decode properly, independent of whether you have selected the "NA VHF Contest" message format for the automatic generation of Tx messages.

V2.0 supports Rover ("/R") callsigns in any message.

Messages about the need to upgrade after December 10 have been sent everywhere we can think of. It's already on several reflectors. It's on the WSJT web site. It has been in several ARRL News pieces, and the ARRL Contest Newsletter. People tell me they save sent items to QRZ.COM, eham.net, etc. There will be a 2-page article in January QST. What else can we do???

Finally: don't wait until the day before the contest.

-- 73, Joe, K1JT



# ***The Wayback Machine*** **In CHEESE BITS, 50 Years Ago**

Nibbles from January 1969. Vol. XII Nr. 1  
de Bert, K3IUUV  
*(author's comments in italics)*

- **“Our Prez Sez”.** The prez, Charlie, K3HSS noted that the November meeting was the “Homebrew” night (*an earlier tradition, since moved to March*). The judges (*W2EIF, Joe; W3HKZ, Ed; and W3CLQ, Walt*) had a hard time deciding the winners, because of the quality of the items presented. The winners were W3NSI, Lynn Roland (*a perennial winner with his outstanding hardware and packaging*); K0ZZM/3, Chuck Benavides; WB2IOE, Lou Arnao; and WA3GNV, John. Each received a tie clasp in recognition of their efforts. Charlie noted that “it is great proving that home brewing (not the alcohol type) is still part of the amateur’s hobby.” (*Charlie would be amazed to see that we are still at it, 50 years later*). He then extended holiday greetings, as is our custom, and ended by imploring the members to “fulfill their January contest pledges, to make the club a winner once again.”
- **ARRL Bulletin 197, 11/29/68.** The International Telecommunications Union reported that Indonesia had withdrawn its objection to international communications by its amateurs. Thus, contacts with stations using the YB prefix are now permissible (*Remember, the world was a different place 50 years ago. But we still live with a few communications restricted areas*).
- **ARRL Bulletin 198, 12/5/68.** The FCC rejected the ARRL request to remove the current restriction of 50.0 to 50.1, which is reserved for Extra Class and Advanced Licensees. As part of the incentive licensing program, the FCC stated that a longer trial period was needed. (*We know how that ended*).
- **ARRL Bulletin 199 12/12/68.** The FCC reported that a third party traffic agreement had been reached with Korea for the period of 12/21 through 1/3/69 only. “This will permit an exchange of holiday morale traffic between armed forces personnel and their families at home.” (*A single country then, a lot different now. And what would they have thought if they could foresee cell phones which are now everywhere*).
- **Joke of the month.** No source identified (*But it passed the scrutiny of the then editor, EI, K3JJZ*). Our subways aren’t safe, our parks aren’t safe, but our underarms have complete protection. (*Don’t shoot the messenger. Do you recall the product that went with that slogan?*)
- **January Contest Prep.** The contest chairman K3DUC, Phil Delano, wrote: “The key to our success is the great cooperation we have always gotten from the Packrat who makes as many contacts as he can, on the bands he has available, puts in as many hours as he can, and then turns in his log to his coordinator. (*50 years, nothing has changed, except we took out the coordinator*). He also gave a list of hints which are as timely now as they were 50 years ago. Shown below, for your reference:
  - a) Check out all equipment you

expect to use, at least two weeks before the contest.

- b) Make your operating position as comfortable as possible.
  - c) Make up your mind to take the QRM lightly – just do your best.
  - d) Condition the household. Blessed are those who do not have to entertain that weekend, and have no household chores to do.
  - e) Make sure you have spare tubes (???) and fuses.
  - f) 10/10/10 SCHED – Look for Packrats on 220 and 432 at 10 pm Saturday, 10:00 am and 10:00 pm Sunday to be sure you work everybody. (OK, so now we have a “contest clock”, but the idea is the same)!
  - g) Two meters will probably be the hottest since 1958.
  - h) Use only “Roger your number \_\_\_\_\_” (now grid square) to acknowledge. This will save you time and unnecessary repetition.
  - i) Use GMT as your time. It’s easier to give and saves time and aggravation. (Now automatic, from our loggers).
  - j) Get plenty of sleep the night before.
- **TVI Lawsuit.** W4GJO, Grid, who lived in Sarasota, Florida, is being sued by his next door neighbor. The lawsuit alleges TVI, and he is asking for one million dollars! The FCC has inspected and cleared Grid, and the neighbor has refused to install a TV filter. A defense fund has been established, and hams are requested to contribute (like today’s “#gofundme?”).
  - **1296 Status Report.** According to the

latest newsletter of the Midland Amateur Radio Society of Great Britain, there was a 1296 MHz contest in October. They made nine and a half contacts (*we used to get half credit for a one-way contact*), and more than half of these were at distances over 50 miles. But the real hooker is their claim that conditions this year were terrible. Last year they had 18 contacts.” We must be doing something wrong here.

- **Membership.** One member resigned, one member “retired,” one member went into military service, and one change of address was documented (*to update your paper copy of the membership list*).
- **Swap Shoppe. By W3ZRR.** (*Always nostalgia.*) For sale by Ron, K8GGE: a Nems-Clark 220 MHz rf preamp. 20 dB gain, supplied in a waterproof container for tower mounting. From Harold, K3GFG: an Ameco 6 and 2 meter transmitter with matching VFO, \$180; An SX-99 receiver with matching speaker and Q-multiplier (*do you remember what they were? Did you have one?*). From Joe, W3GEC: A Saturn-6, 6-meter halo (*ask K3JJZ, El to show you a picture of his, mounted right through the deck of his Nash Metropolitan!*); a Rohn 50’ tower with mast, CDR rotor and 6 and 2 meter beams, \$75 (*now that was a buy!*).
- **Meeting Notices.** Next director’s meeting to be held at the QTH of K3JJZ, El. Next general meeting topic will be “Crying Towel,” and the proposed amendment to the constitution will be voted on.
- **Miscellany.** *Postage for this copy (I note that it was from Walt, K3BPP) was*



*a single 6-cent Roosevelt stamp because the paper was lighter than usual (only 3 double sided, 8-1/2 x 14" sheets). As in previous editions, many "folksy" comments about members, their families, and activities were included in this edition of Cheese Bits. If interested, or for more detail on the above items, visit our website ([www.W3CCX.COM](http://www.W3CCX.COM)) and read the full issue scanned by K3IUV (me), and posted on the website, by W3SO, our webmaster. Remember, I have also posted the club Officers history, club Membership history, and Packrat Inventory (updated frequently) on the W3CCX website. These files are password protected, and only accessible to registered members. Have you registered? I hope you enjoyed reading these bits of nostalgia as much as I did in writing the article. If yes, you might let me know.*



**Thirty,  
de  
K3IUV**

## New Uruguay 10 GHz Record

A new 10 GHz distance record for Uruguay has been set by CX2SC. Distance was 225 KM with surplus equipment. His video of the event can be found at <https://youtu.be/c76fdd3qRoQ>. It's in Spanish but even if you don't speak the language, most of the pictures are self explanatory and the excitement can be felt.

## Events

**For inclusion, please direct event notices to the editor.**

**January VHF Contest - Contest** - January 19-21, 2019. See <http://www.arrl.org/january-vhf> for rules and details. Also see the Packrat web page for club specific info. (Info will be posted shortly).

**Winter Hamfest - Hamfest** - February 23, 2019. Big Flats NY. Sponsored by LIM Contest Group. See <http://www.ka2lim.com/7.html> for details.

**Cherryville (NJ) Hamfest - Hamfest** - March 9, 2018. Sponsored by Cherryville Repeater Assoc.II. See <http://www.qsl.net/w2cra> for details.

**2M Spring Sprint - Contest** - April 8, 2019, 7:00-11:00 pm local. See <https://sites.google.com/site/springvhfupsprints/home/2019-information> for details.

**222 MHz Spring Sprint - Contest** - April 16, 2019, 7:00-11:00 pm local. See <https://sites.google.com/site/springvhfupsprints/home/2019-information> for details.

**432 MHz Spring Sprint - Contest** - April 24, 2019, 7:00-11:00 pm local. See <https://sites.google.com/site/springvhfupsprints/home/2019-information> for details.

**VHF Super Conference - Conference** - April 26-28, 2019, in Sterling, VA, near Washington, DC. See <http://vhfsuperconference.com/> for details.

**Microwave Sprint Sprint - Contest** - May 4, 2019, 8AM - 2PM Local time. See <https://sites.google.com/site/springvhfupsprints/home/2019-information> for details.

**Eastern PA Section Convention and Warminster ARC Hamfest** - May 5, 2019. Bristol PA. See <http://www.k3dn.org/hamfest/> for details

**6M Sprint Sprint - Contest** - May 11-12, 2019, 2300Z - 0300Z. See <https://sites.google.com/site/springvhfupsprints/home/2019-information> for details.

# Lunar-Link International

VHF & UHF amplifiers  
for demanding modes  
50 - 144 - 222 - 432 MHz  
EME - Digital - Contesting



[www.lunarlink.com](http://www.lunarlink.com)

[info@lunarlink.com](mailto:info@lunarlink.com)  
33 Ball Pond Road Danbury, CT

Ken just got a new license plate for his rover (nice touch, that trailing "R", Ken)



## G AND G ELECTRONICS OF MARYLAND

JEFF GOLDMAN, K3DUA

PO Box 222 (301)258-7373  
Lisbon, MD 21765-0222 EMAIL: [k3dua@erols.com](mailto:k3dua@erols.com)

-Dealers in New and used electronics-

### DESTINATIONS TRAVEL

A Full Service Travel Agency

**HARRIET SOLTOFF**  
Travel Consultant

XYL, K3IUV

229 Fairway Dr  
Warminster, PA 18974-3797

Phone: 215-957-6084  
Fax: 215-957-6085  
E-Mail: [BSoltoff@Comcast.net](mailto:BSoltoff@Comcast.net)



### Joel Knoblock W3RFC

[www.therfc.com](http://www.therfc.com)

### The R.F.Connection

213 N. Frederick Ave. #11WWW  
Gaithersburg, MD 20877 USA

World wide shipping via FED-EX or US Post Office

Tech Line 301/840-5477 Order Line 800/783-2666

Fax Line 301/869-3680

Hours: Monday-Friday 9:30am-5:30pm Eastern  
All major credit cards accepted

Vic, VE3YT and Fred, KE7X are pleased to introduce "The Successful Ham Radio Operator's Handbook", a new book aimed at new or returning hams to help them learn about the exciting challenges ham radio offers us today and to help them be successful. See <http://www.ke7x.com/successful> for additional details on this book.




Cheese Bits  
709 Lincoln Avenue  
Cranford NJ 07016



**TO:**

**MT. AIRY VHF RADIO CLUB, INC.**



Say you saw it in Cheese Bits

## DOWN EAST MICROWAVE

Manufacturers and Distributors  
Of VHF/UHF/SHF Equipment and Parts  
50 to 10,368 MHz

- No-Tune Linear Transverters
- Linear Power Amplifiers
- Low Noise Preamps
- Coax Relays, Coax Cable, Connectors
- Crystals, Chip Capacitors, MMICs, Transistors, RF Modules

For All Equipment  
Steve Kostro, N2CEI

<http://www.downeastmicrowave.com>

19519 78th Ter.  
Live Oak FL 32060  
Tel. 386-364-5529 (Voice)